

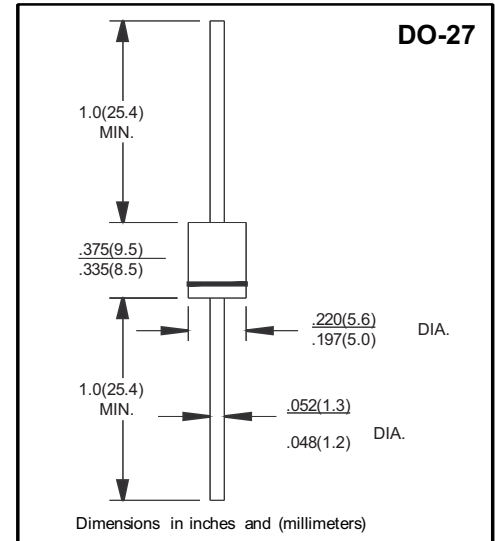
## AXIAL SILASTIC GUARD JUNCTION STANDARD RECTIFIER

### FEATURES

- Low cost construction
- Low forward voltage drop
- Low reverse leakage
- High forward surge current capability
- High temperature soldering guaranteed:  
260°C/10 secods/.375"(9.5mm)lead length at 5 lbs(2.3kg) tension

### MECHANICAL DATA

- Case: Transfer molded plastic
- Epoxy: UL94V-O rate flame retardant
- Polarity: Color band denotes cathode end
- Lead: Plated axial lead, solderable per MIL-STD-202E method 208C
- Mounting position: Any
- Weight: 0.042 ounce, 1.19 grams



### MAXIMUM RATINGS AND ELECTRICAL CHARACTERISTICS

- Ratings at 25°C ambient temperature unless otherwise specified Single Phase, half wave, 60Hz, resistive or inductive load  
For capacitive load derate current by 20%.

PARAMETER	SYMBOL	1N5400	1N5401	1N5402	1N5404	1N5406	1N5407	1N5408	UNIT
Maximum Repetitive Peak Reverse Voltage	$V_{RRM}$	50	100	200	400	600	800	1000	Volts
Maximum RMS Voltage	$V_{RMS}$	35	70	140	280	420	560	700	Volts
Maximum DC Blocking Voltage	$V_{DC}$	50	100	200	400	600	800	1000	Volts
Maximum Average Forward Rectified Current 0.375"(9.5mm) lead length at $T_A=75^\circ\text{C}$	$I_{(AV)}$	3.0							Amps
Peak Forward Surge Current 8.3mS single half sine wave superimposed on rated load (JEDEC method)	$I_{FSM}$	125							Amps
Maximum Instantaneous Forward Voltage @ 3.0A	$V_F$	1.0							Volts
Maximum DC Reverse Current at Rated DC Blocking Voltage per element	$T_A = 25^\circ\text{C}$	5.0							$\mu\text{A}$
	$T_A = 150^\circ\text{C}$	500							
Maximum Full Load Reverse Current, full cycle average 0.375"(9.5mm)lead length at $T_L=75^\circ\text{C}$	$I_{R(AV)}$	500							$\mu\text{A}$
Typical Junction Capacitance (Note 1)	$C_J$	40							pF
Typical Thermal Resistance (Note 2)	$R_{\theta JA}$	30							$^\circ\text{C}/\text{W}$
Operating Junction Temperature Range	$T_J$	-55 to +150							$^\circ\text{C}$
Storage Temperature Range	$T_{STG}$	-55 to +150							$^\circ\text{C}$

#### Notes:

1. Measured at 1.0MHz and Applied Reverse Voltage of 4.0V DC.
2. Thermal Resistance from junction to ambient at 0.375"(9.5mm) lead length, P.C.board mounted with 0.8"×0.8" (20 X20 m) copper heat sink.

## AXIAL SILASTIC GUARD JUNCTION STANDARD RECTIFIER

### RATING AND CHARACTERISTIC CURVES 1N5400 - 1N5408

FIG.1-TYPICAL FORWARD CURRENT DERATING CURVE

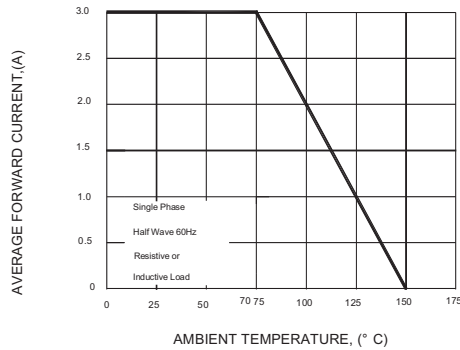


FIG.2-MAXIMUM NON-REPETITIVE PEAK FORWARD SURGE CURRENT

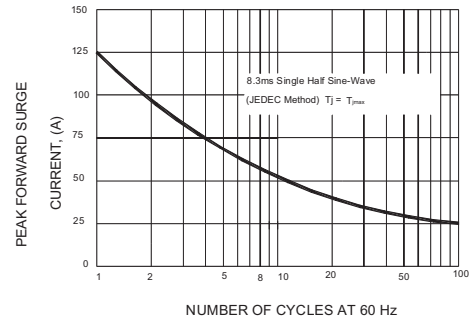


FIG.3-TYPICAL INSTANTANEOUS FORWARD CHARACTERISTICS

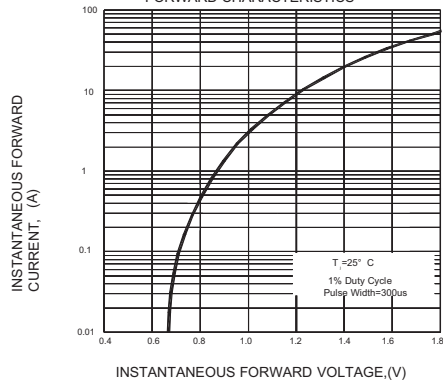


FIG.4-TYPICAL REVERSE CHARACTERISTICS

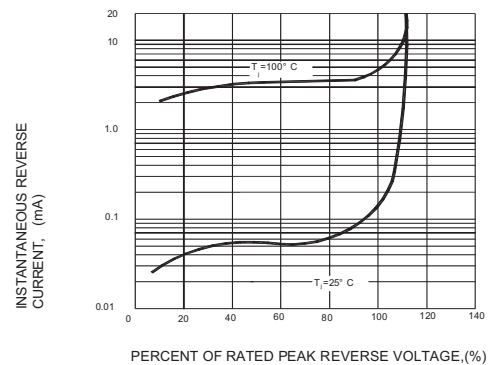
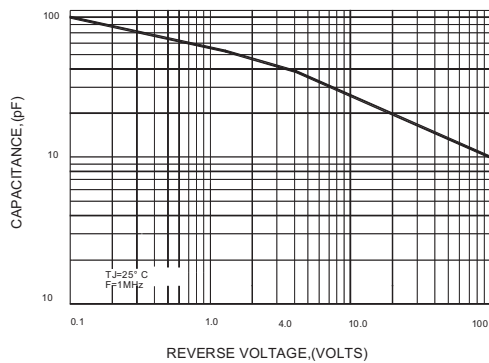


FIG.5-TYPICAL JUNCTION CAPACITANCE



#### Disclaimer

All product, product specifications and data are subject to change without notice to improve reliability, function or design or otherwise.