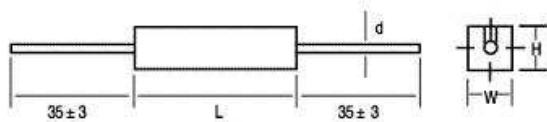


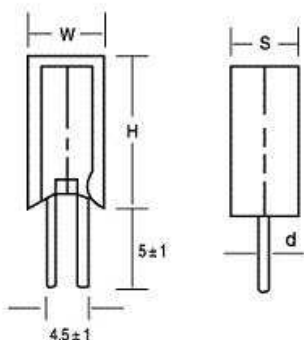
CR 水泥電阻器 CEMENT RESISTOR

CR-L



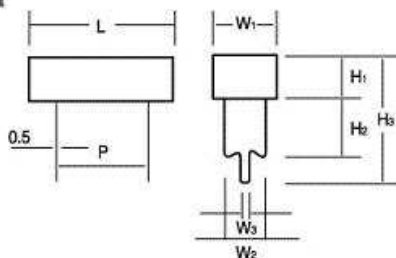
Watt	Dimensions(mm)			
	L	W	H	d±0.1
1	13.5±1.0	6.0±1.0	6.0±1.0	0.6
2	18±1.0	7.0±1.0	7.0±1.0	0.6
3	22±1.0	8.0±1.0	8.0±1.0	0.8
5	22±1.0	9.5±1.0	9.5±1.0	0.8
7	35±1.5	9.5±1.5	9.5±1.0	0.8
10	48±1.5	9.5±1.5	9.5±1.0	0.8
15	48±1.5	13±1.2	13±1.2	0.8
20	60±2.0	13±1.2	13±1.2	0.8
30	75±2.5	19±1.2	17±1.2	0.8
40	89±2.5	19±1.2	19±1.2	0.8

CR-M



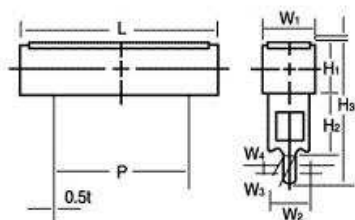
Watt	Dimensions(mm)			
	W	H	S	d±0.1
2	11.5±1.0	20.5±1.0	7.5±1.0	0.6
3	12.0±1.0	25.0±1.0	8.5±1.0	0.8
5	13.0±1.0	25.0±1.0	9.5±1.0	0.8
7	13.0±1.0	38.0±1.5	9.5±1.0	0.8
10	13.0±1.0	52.0±2.0	9.5±1.0	0.8
10	16.0±1.0	36.0±2.0	11.5±1.0	0.8

CR-YA



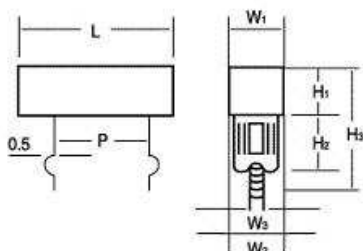
Watt	Dimensions(mm)							
	L	P±1.5	W1±1	W2±0.2	W3±0.2	H1±1	H2±0.2	H3±1.5
3	24±1.0	12	9.5	5.3	0.9	9.5	10	25.5
5	27±1.0	15	9.5	5.3	0.9	9.5	10	25.5
7	35±1.5	22.5	9.5	5.3	0.9	9.5	10	25.5
10	48±1.5	34	9.5	5.3	0.9	9.5	10	25.5

CR-YB



Watt	Dimensions(mm)								
	L	P±1.5	W1±1.2	W2±0.2	W3±0.2	W4±0.2	H1±1.2	H2±0.2	H3±1.2
15	48±1.5	32.5	12.5	10	2.7	3	12.5	15	36
20	63±2	44	12.5	10	2.7	3	12.5	15	36

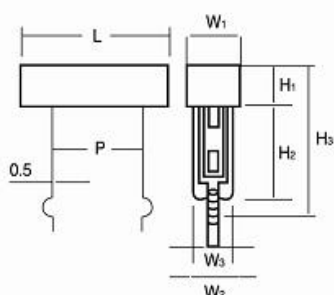
CR-YC



Watt	Dimensions(mm)							
	L	P±1.5	W1±1	W2±0.2	W3±0.2	H1±1	H2±0.2	H3±1.5
3	24±1.0	12	9.5	7.3	1.6	9.5	10	25
5	27±1.0	15	9.5	7.3	1.6	9.5	10	25
7	35±1.5	22.5	9.5	7.3	1.6	9.5	10	25
10	48±1.5	35	9.5	7.3	1.6	9.5	10	25

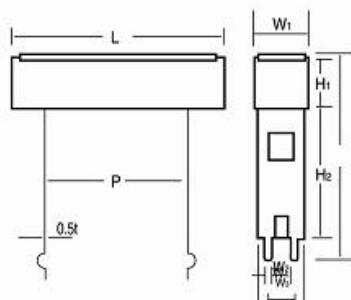
CR 水泥電阻器 CEMENT RESISTOR

CR-YD



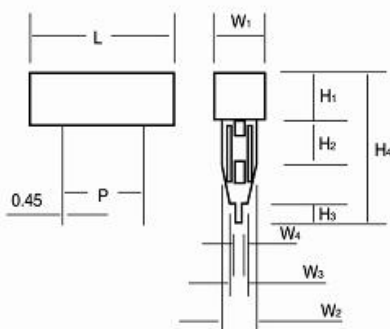
Watt	Dimensions(mm)							
	L	P±1.5	W1±1	W2±0.2	W3±0.2	H1±1	H2±0.2	H3±1.5
3	24±1.0	12	9.5	7.5	1.6	9.5	25	39
5	27±1.0	15	9.5	7.5	1.6	9.5	25	39
7	35±1.5	22.5	9.5	7.5	1.6	9.5	25	39
10	48±1.5	34	9.5	7.5	1.6	9.5	25	39
15	48±1.5	32.5	12.5	10	3	12.5	30	47.5
20	63±2.0	44	12.5	10	3	12.5	30	47.5

CR-YD1



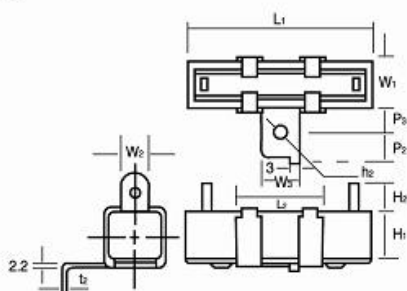
Watt	Dimensions(mm)								
	L	P±1.5	W1±1	W2	W3	W4	H1	H2	H3
15	48±1.5	32.5	12.5	2	5	10	12.5	30	47.5
20	63±2.0	44	12.5	2	5	10	12.5	30	47.5

CR-YE



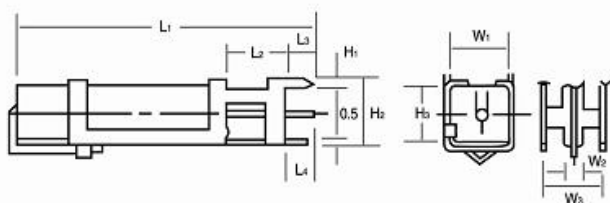
Watt	Dimensions(mm)										
	L	P±1.5	W1±1	W2±0.2	W3±0.2	W4±0.2	H1±1.0	H2±0.2	H3±0.5	H4±1.5	
3	24±1.0	12	9.5	7.4	5.5	3	9.5	7.5	4.5	30.4	
5	27±1.0	15	9.5	7.4	5.5	3	9.5	7.5	4.5	30.4	
7	35±1.5	22.5	9.5	7.4	5.5	3	9.5	7.5	4.5	30.4	
10	48±1.5	35	9.5	7.4	5.5	3	9.5	7.5	4.5	30.4	

CR-HG



Watt	Dimensions(mm)											
	L1	L2±1.0	W3±0.2	P2	P3	h2	h2	W1	W2	H1	H2	
10	48±1.5	23	12	6	8	0.6	4	9.5±1.0	5	9.5±1.0	6±1.5	
15	48±1.5	23	12	7	8	0.8	4	12.5±1.2	6	12.5±1.2	7.5±2.0	
20	63±2.0	23	12	7	10	0.8	4	12.5±1.2	6	12.5±1.2	7.5±2.0	
30	75±2.5	39	18	9	10	0.8	4.2	19±1.5	7.5	19±1.5	10±2.0	
40	88±2.5	29	18	9	10	0.8	4.2	19±1.5	7.5	19±1.5	10±2.0	

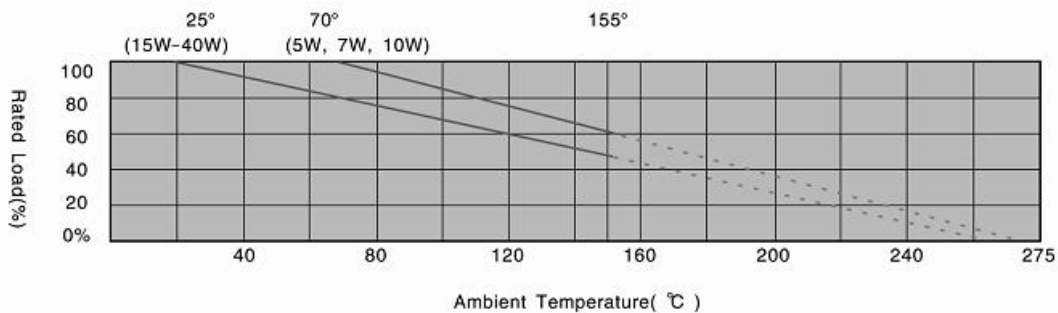
CR-V



Watt	Dimensions(mm)								
	L1	L2±0.2	L3±0.2	H1±0.2	H2±0.2	H3±1.0	W1±1.0	W2±0.2	W3±0.5
5	31±1.0	5	4	1.5	11	9.5	9.5	1.5	11.5
7	49±1.5	10	4	1.5	11	9.5	9.5	1.5	11.5
10	62.5±2	10	4	1.5	11	9.5	9.5	1.5	11.5
15	63.5±2	10	4.5	2.5	14.5	13	13	2.5	15.5
20	75±2	10	4.5	2.5	17.5	13	13	2.5	15.5

CR 水泥電阻器 CEMENT RESISTOR

POWER DERATING CURVE



SPECIFICATIONS

Test Items	Condition	Spec.
Terminal Strength	Pull with 4.5kg	Can withstand
Solder ability of Terminal	230°C 3 secs. dipping	not less than 3/4, 230°C ,3 secs, dipping
Heat Resistance	350°C 3.5 secs	±(2%+0.05Ω)
Resistor Body Strength	10kg -10 secs	Can withstand
Dielectric Strength	1000V, 1 min applied	±(0.5%+0.05Ω)
Insulation Resistance	500V megger	1000MΩ
Rated Load Characteristic	rate voltage -30min.	±2%
Short-Time Overload	2.5 times of RCWV for 5 secs	±(2%+0.05Ω)
Resistance Temp. Coeff.	-30°C ~ +155°C	±50 - 800 PPM/ °C
Moisture-Proof Load Life	40°C 95% RH 1.5hrs on/0.5hr off for 1000hrs.	±(5%+0.05Ω)
Load Life	70°C at rated power 1.5 hrs on;0.5hrs off for 1000 hrs	±(5%+0.05Ω)
Temp. Cycling	-30°C / +85°C for 5 cycles	±(1%+0.05Ω)

*RCWV: Rated Continuous Working Voltage